

## Aluminium Gantry Cranes, movable under load, with double beam, load capacity 2,000 kg and 3,000 kg

### Delivery contents:

#### 2 pieces lateral stand, collapsible

with 2 height adjustable beam supports made of aluminium special profiles

- distance between holes: 50 mm

with 4 steel casters

- heavy-duty polyurethane lining
- with integrated caster and live ring brake

2 t: diameter of caster 200 mm

- width of caster 50 mm

3 t: diameter of caster 300 mm

- width of caster 60 mm

The lateral stands can be easily folded and can therefore space saving stored and transported.

#### 1 set aluminium special profile beam

(1 set = 2 single beams)

#### 1 piece top-mounted park-break trolley

Into the trolley e.g. the hoist (chain hoist) or appropriate lifting bands will be hooked.

The trolley can be moved smoothly on the aluminium beam and can be fixed in any position.

Due to the top-mounted trolley the maximum lift in relation to the total height can be used.

#### 4 pieces bump stop

Collision protection for the trolley

#### 1 piece integrated horizontal adjuster

By the use of the horizontal adjuster the usable length of the Aluminium Gantry Crane can be adjusted smoothly between the two lateral stands.

The running track width of the aluminium double beam is variable.

This is a definite added value as well as a higher flexibility for the user.

#### 1 piece beam mountings

Both aluminium beams will be insert and fixed here.

Furthermore this component guarantee for the parallelism of the aluminium double beam.

The Aluminium Gantry Crane is equipped with a brace on both sides between the aluminium beam and the lateral stand.

This connection is due to more stability of the Aluminium Gantry Crane.

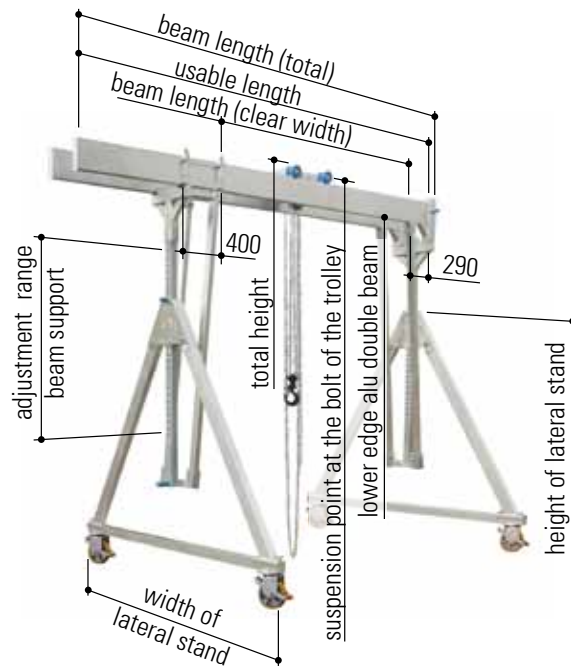
The Aluminium Gantry Crane System is a highly mobile, flexible, height and length adjustable, free standing construction.

The Aluminium Gantry Crane can be assembled and disassembled in a minimum of time with relatively few working steps.

There are no structural changes necessary (e.g. dowel fixture or the like).



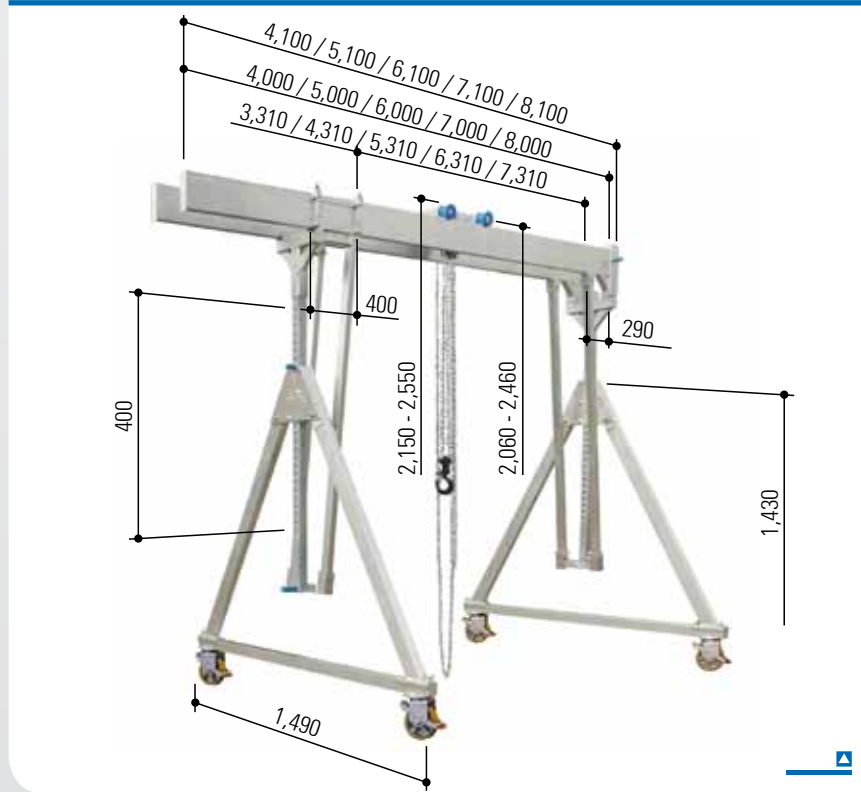
Aluminium Gantry Cranes, movable under load, with double beam, load capacity 2,000 kg and 3,000 kg



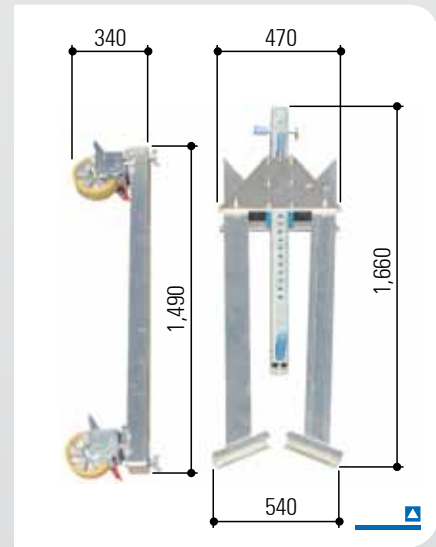
item no.	load capacity	beam length		suspension point at the bolt of the trolley		total height		lower edge alu double beam		adjustment range	lateral stand		weight
		clear width	total	min.	max.	min.	max.	min.	max.	beam support	width	height	
	kg	mm	mm	mm	mm	mm	mm	mm	mm	mm	mm	mm	kg
<b>small</b>	<b>Please find details for this Aluminum Gantry Crane on pages 48 and 49.</b>												
14402040	2,000	4,000	4,100	2,060	2,460	2,150	2,550	1,820	2,220	400	1,490	1,430	234
14402050	2,000	5,000	5,100	2,060	2,460	2,150	2,550	1,820	2,220	400	1,490	1,430	258
14402060	2,000	6,000	6,100	2,060	2,460	2,150	2,550	1,800	2,200	400	1,490	1,430	286
14402070	2,000	7,000	7,100	2,060	2,460	2,150	2,550	1,800	2,200	400	1,490	1,430	304
14402080	2,000	8,000	8,100	2,060	2,460	2,150	2,550	1,800	2,200	400	1,490	1,430	386
14403040	3,000	4,000	4,100	2,260	2,610	2,350	2,700	2,000	2,350	350	1,350	1,580	358
14403050	3,000	5,000	5,100	2,260	2,610	2,350	2,700	2,000	2,350	350	1,350	1,580	416
<b>medium</b>	<b>Please find details for this Aluminum Gantry Crane on pages 50 and 51.</b>												
14502040	2,000	4,000	4,100	2,500	3,350	2,590	3,440	2,260	3,110	850	2,000	1,870	260
14502050	2,000	5,000	5,100	2,500	3,350	2,590	3,440	2,260	3,110	850	2,000	1,870	284
14502060	2,000	6,000	6,100	2,500	3,350	2,590	3,440	2,240	3,090	850	2,000	1,870	312
14502070	2,000	7,000	7,100	2,500	3,350	2,590	3,440	2,240	3,090	850	2,000	1,870	330
14502080	2,000	8,000	8,100	2,500	3,350	2,590	3,440	2,240	3,090	850	2,000	1,870	412
14503040	3,000	4,000	4,100	2,760	3,510	2,850	3,600	2,500	3,250	750	1,870	2,030	390
14503050	3,000	5,000	5,100	2,760	3,510	2,850	3,600	2,500	3,250	750	1,870	2,030	448
<b>high</b>	<b>Please find details for this Aluminum Gantry Crane on pages 52 and 53.</b>												
14602040	2,000	4,000	4,100	2,830	4,130	2,920	4,220	2,590	3,890	1,300	2,320	2,130	278
14602050	2,000	5,000	5,100	2,830	4,130	2,920	4,220	2,590	3,890	1,300	2,320	2,130	302
14602060	2,000	6,000	6,100	2,830	4,130	2,920	4,220	2,570	3,870	1,300	2,320	2,130	330
14602070	2,000	7,000	7,100	2,830	4,130	2,920	4,220	2,570	3,870	1,300	2,320	2,130	348
14602080	2,000	8,000	8,100	2,830	4,130	2,920	4,220	2,570	3,870	1,300	2,320	2,130	430
14603040	3,000	4,000	4,100	3,170	4,320	3,260	4,410	2,910	4,060	1,150	2,220	2,330	420
14603050	3,000	5,000	5,100	3,170	4,320	3,260	4,410	2,910	4,060	1,150	2,220	2,330	478



## Aluminium Gantry Cranes, movable under load, with double beam, **load capacity 2,000 kg, small**



with collapsible lateral stands  
incl. top-mounted park-brake trolley  
incl. integrated horizontal adjuster  
incl. beam mountings



### Accessories

- ▣ Wall Bracket .....page 78
- ▣ Crane Transporter .....page 80
- ▣ Chain Hoist .....page 81
- ▣ Electric Chain Hoist .....page 82
- ▣ Cable System / Power Supply ....page 83
- ▣ Manual Trolley Direction Band ...page 84
- ▣ Hand Winch .....page 84
- ▣ Packing and Transportation  
Box .....page 86

### Alternatives

- ▣ casters with fixed direction .....page 54
- ▣ separable resp. pluggable  
Aluminium Double Beam .....page 55

### Technical Data

item no.		14402040	14402050	14402060	14402070	14402080
load capacity	kg	2,000	2,000	2,000	2,000	2,000
beam length	mm	4,000	5,000	6,000	7,000	8,000
beam support	mm	71 x 71	71 x 71	71 x 71	71 x 71	71 x 71
beam profile	mm	200 x 50	200 x 50	220 x 60	220 x 60	220 x 60*
beam housing		one side: sleeve 92 x 92 mm, 380 mm long; with connection for brace; other side: end piece				
clear width alu beam	mm	260	260	250	250	250
total weight	kg	234	258	286	304	386
aluminium beam	kg	2 x 31	2 x 43	2 x 57	2 x 66	2 x 107
lateral stand	kg	2 x 63	2 x 63	2 x 63	2 x 63	2 x 63
trolley	kg	17	17	17	17	17
horizontal adjuster	kg	21	21	21	21	21
beam mountings	kg	8	8	8	8	8

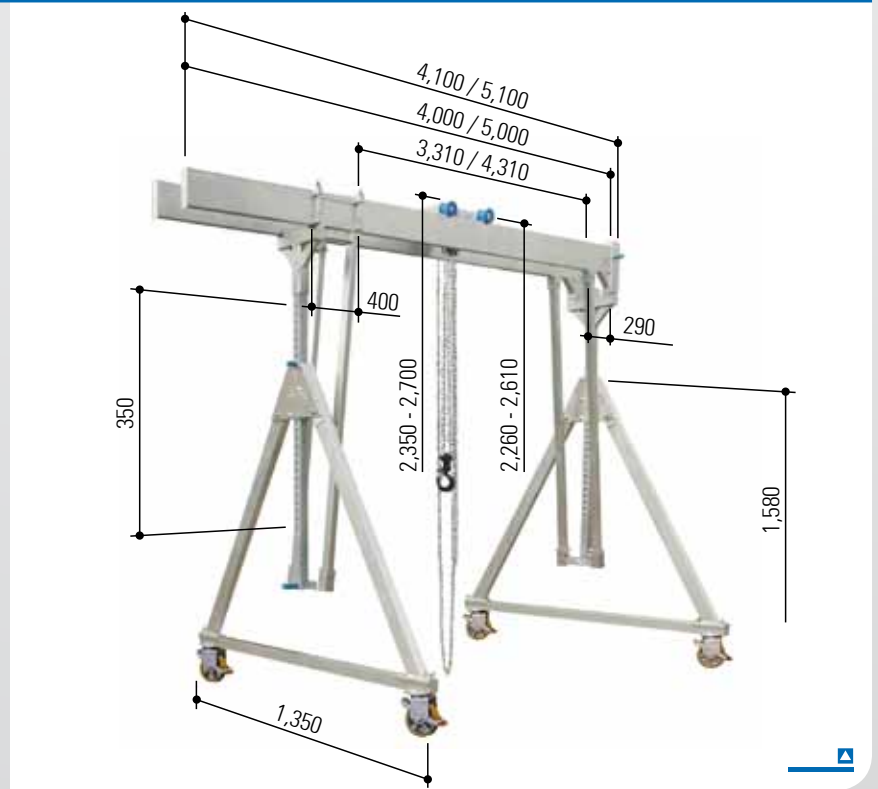
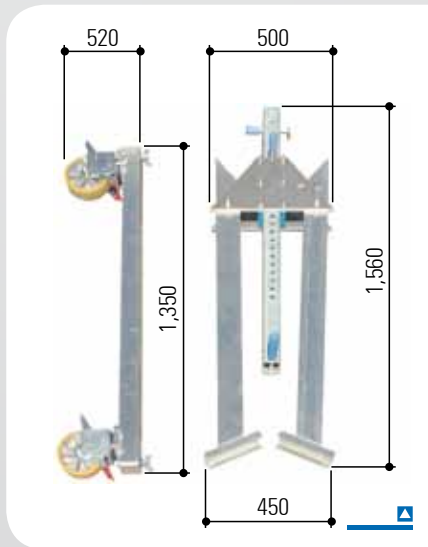
\* with larger profile thickness (inwards)

Please find an overview of this Aluminium Gantry Crane on page 47.



Aluminium Gantry Cranes, movable under load, with double beam, **load capacity 3,000 kg, small**

with collapsible lateral stands  
incl. top-mounted park-brake trolley  
incl. integrated horizontal adjuster  
incl. beam mountings



**Alternatives**

- ▣ casters with fixed direction ..... page 54
- ▣ separable resp. pluggable Aluminium Double Beam ..... page 55

**Accessories**

- ▣ Wall Bracket ..... page 78
- ▣ Crane Transporter ..... page 80
- ▣ Chain Hoist ..... page 81
- ▣ Electric Chain Hoist ..... page 82
- ▣ Cable System / Power Supply ... page 83
- ▣ Manual Trolley Direction Band ... page 84
- ▣ Hand Winch ..... page 84
- ▣ Packing and Transportation Box ..... page 86

**Technical Data**

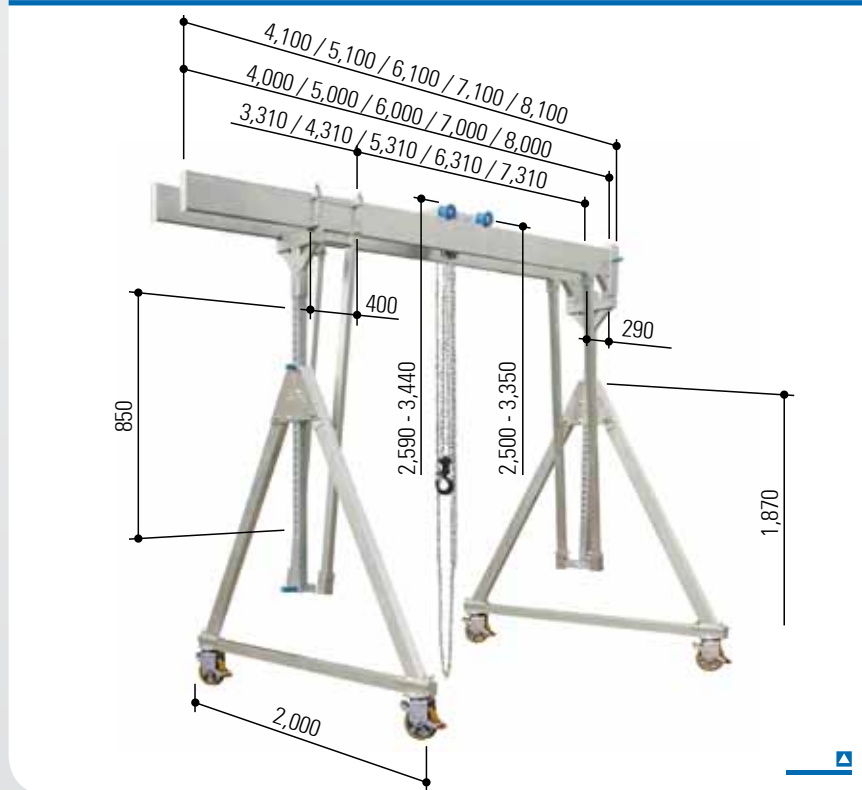
item no.		14403040	14403050
load capacity	kg	3,000	3,000
beam length	mm	4,000	5,000
beam support	mm	81 x 81	81 x 81
beam profile	mm	220 x 60	220 x 60*
beam housing		one side: sleeve 92 x 92 mm, 380 mm long; with connection for brace; other side: end piece	
clear width alu beam	mm	250	250
total weight	kg	358	416
aluminium beam	kg	2 x 39	2 x 68
lateral stand	kg	2 x 115	2 x 115
trolley	kg	17	17
horizontal adjuster	kg	23	23
beam mountings	kg	10	10

\* with larger profile thickness (inwards)

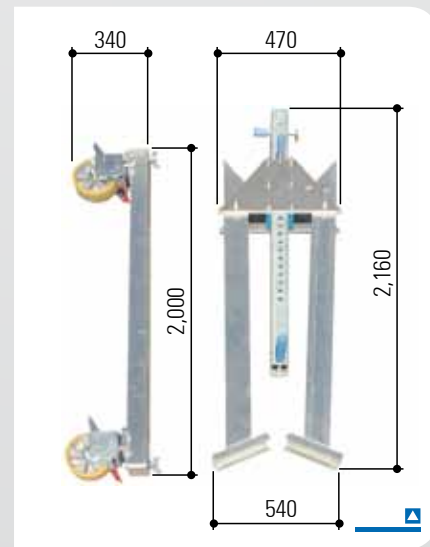
Please find an overview of this Aluminium Gantry Crane on page 47.



## Aluminium Gantry Cranes, movable under load, with double beam, **load capacity 2,000 kg, medium**



with collapsible lateral stands  
incl. top-mounted park-brake trolley  
incl. integrated horizontal adjuster  
incl. beam mountings



### Accessories

- ▣ Wall Bracket .....page 78
- ▣ Crane Transporter .....page 80
- ▣ Chain Hoist .....page 81
- ▣ Electric Chain Hoist .....page 82
- ▣ Cable System / Power Supply ....page 83
- ▣ Manual Trolley Direction Band ...page 84
- ▣ Hand Winch .....page 84
- ▣ Packing and Transportation  
Box .....page 86

### Alternatives

- ▣ casters with fixed direction .....page 54
- ▣ separable resp. pluggable  
Aluminium Double Beam .....page 55

### Technical Data

item no.		14502040	14502050	14502060	14502070	14502080
load capacity	kg	2,000	2,000	2,000	2,000	2,000
beam length	mm	4,000	5,000	6,000	7,000	8,000
beam support	mm	71 x 71	71 x 71	71 x 71	71 x 71	71 x 71
beam profile	mm	200 x 50	200 x 50	220 x 60	220 x 60	220 x 60*
beam housing		one side: sleeve 92 x 92 mm, 380 mm long; with connection for brace; other side: end piece				
clear width alu beam	mm	260	260	250	250	250
total weight	kg	260	284	312	330	412
aluminium beam	kg	2 x 31	2 x 43	2 x 57	2 x 66	2 x 107
lateral stand	kg	2 x 76	2 x 76	2 x 76	2 x 76	2 x 76
trolley	kg	17	17	17	17	17
horizontal adjuster	kg	21	21	21	21	21
beam mountings	kg	8	8	8	8	8

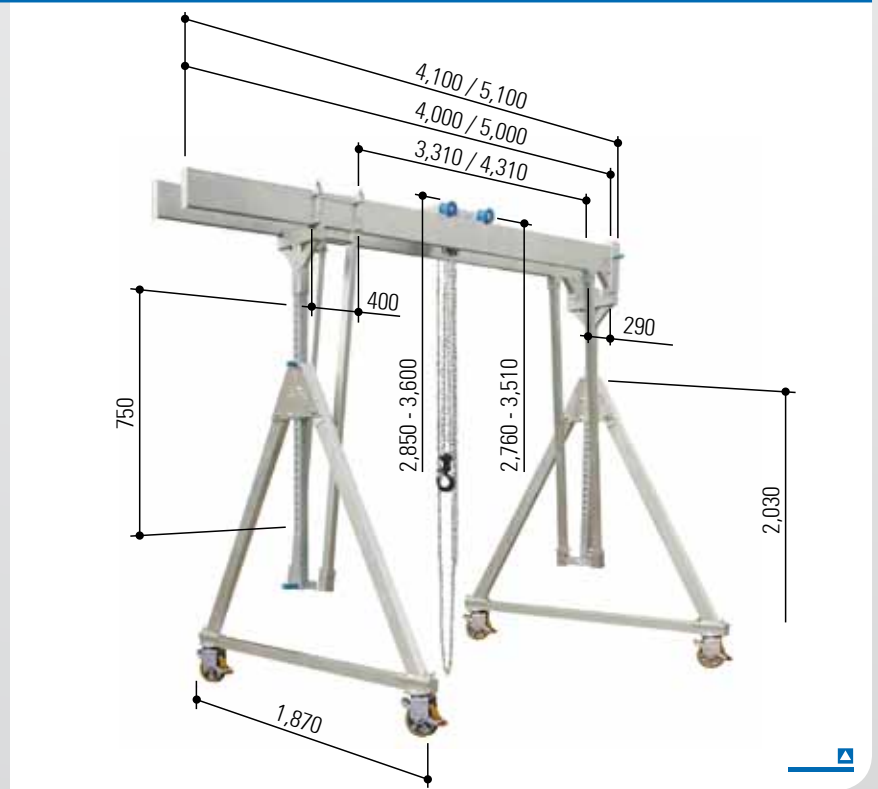
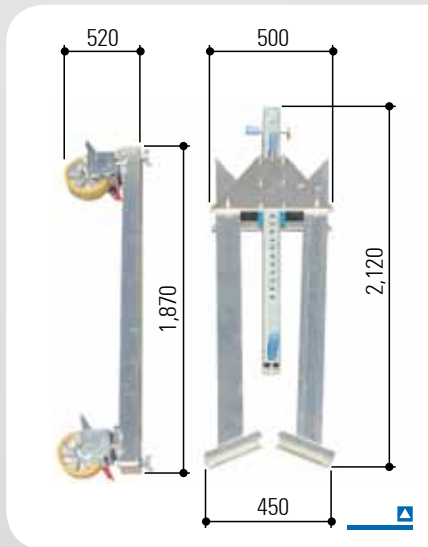
\* with larger profile thickness (inwards)

Please find an overview of this Aluminium Gantry Crane on page 47.



Aluminium Gantry Cranes, movable under load, with double beam, **load capacity 3,000 kg, medium**

with collapsible lateral stands  
incl. top-mounted park-brake trolley  
incl. integrated horizontal adjuster  
incl. beam mountings



**Alternatives**

- ▣ casters with fixed direction ..... page 54
- ▣ separable resp. pluggable Aluminium Double Beam ..... page 55

**Accessories**

- ▣ Wall Bracket ..... page 78
- ▣ Crane Transporter ..... page 80
- ▣ Chain Hoist ..... page 81
- ▣ Electric Chain Hoist ..... page 82
- ▣ Cable System / Power Supply ... page 83
- ▣ Manual Trolley Direction Band ... page 84
- ▣ Hand Winch ..... page 84
- ▣ Packing and Transportation Box ..... page 86

**Technical Data**

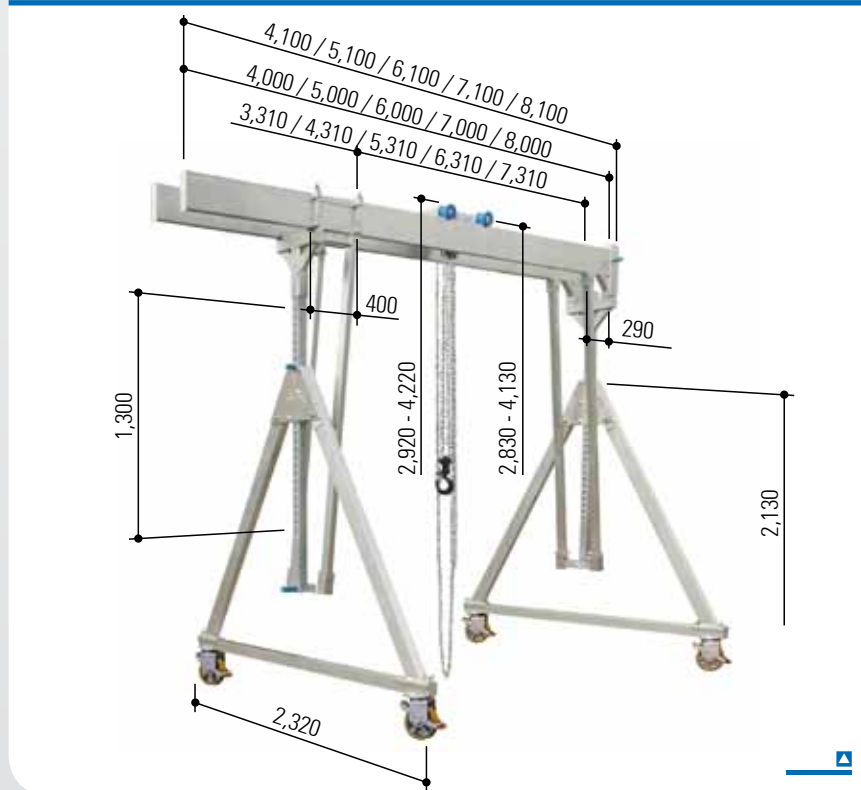
item no.		14503040	14503050
load capacity	kg	3,000	3,000
beam length	mm	4,000	5,000
beam support	mm	81 x 81	81 x 81
beam profile	mm	220 x 60	220 x 60*
beam housing		one side: sleeve 92 x 92 mm, 380 mm long; with connection for brace; other side: end piece	
clear width alu beam	mm	250	250
total weight	kg	390	448
aluminium beam	kg	2 x 39	2 x 68
lateral stand	kg	2 x 131	2 x 131
trolley	kg	17	17
horizontal adjuster	kg	23	23
beam mountings	kg	10	10

\* with larger profile thickness (inwards)

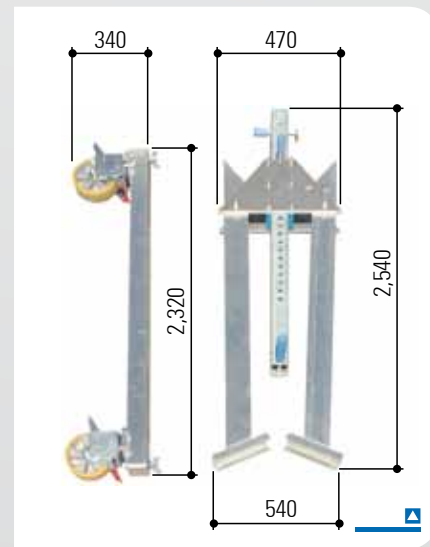
Please find an overview of this Aluminium Gantry Crane on page 47.



## Aluminium Gantry Cranes, movable under load, with double beam, **load capacity 2,000 kg, high**



with collapsible lateral stands  
incl. top-mounted park-brake trolley  
incl. integrated horizontal adjuster  
incl. beam mountings



### Accessories

- ▣ Wall Bracket .....page 78
- ▣ Crane Transporter .....page 80
- ▣ Chain Hoist .....page 81
- ▣ Electric Chain Hoist .....page 82
- ▣ Cable System / Power Supply ....page 83
- ▣ Manual Trolley Direction Band ...page 84
- ▣ Hand Winch .....page 84
- ▣ Packing and Transportation  
Box .....page 86

### Alternatives

- ▣ casters with fixed direction .....page 54
- ▣ separable resp. pluggable  
Aluminium Double Beam .....page 55

### Technical Data

item no.		14602040	14602050	14602060	14602070	14602080
load capacity	kg	2,000	2,000	2,000	2,000	2,000
beam length	mm	4,000	5,000	6,000	7,000	8,000
beam support	mm	71 x 71	71 x 71	71 x 71	71 x 71	71 x 71
beam profile	mm	200 x 50	200 x 50	220 x 60	220 x 60	220 x 60*
beam housing		one side: sleeve 92 x 92 mm, 380 mm long; with connection for brace; other side: end piece				
clear width alu beam	mm	260	260	250	250	250
total weight	kg	278	302	330	348	430
aluminium beam	kg	2 x 31	2 x 43	2 x 57	2 x 66	2 x 107
lateral stand	kg	2 x 85	2 x 85	2 x 85	2 x 85	2 x 85
trolley	kg	17	17	17	17	17
horizontal adjuster	kg	21	21	21	21	21
beam mountings	kg	8	8	8	8	8

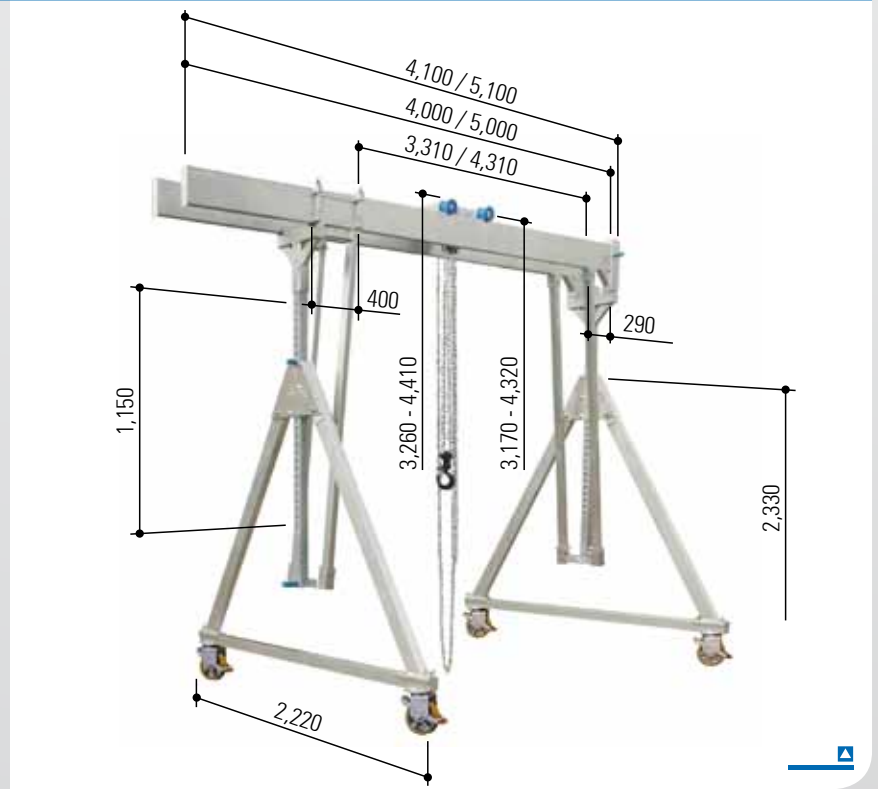
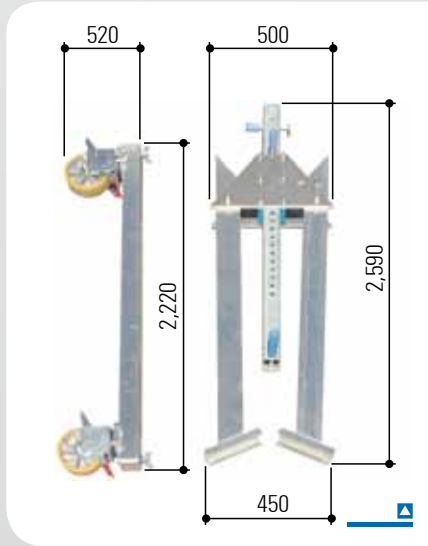
\* with larger profile thickness (inwards)

Please find an overview of this Aluminium Gantry Crane on page 47.



Aluminium Gantry Cranes, movable under load, with double beam, **load capacity 3,000 kg, high**

with collapsible lateral stands  
incl. top-mounted park-brake trolley  
incl. integrated horizontal adjuster  
incl. beam mountings



**Alternatives**

- ▣ casters with fixed direction ..... page 54
- ▣ separable resp. pluggable Aluminium Double Beam ..... page 55

**Accessories**

- ▣ Wall Bracket ..... page 78
- ▣ Crane Transporter ..... page 80
- ▣ Chain Hoist ..... page 81
- ▣ Electric Chain Hoist ..... page 82
- ▣ Cable System / Power Supply ... page 83
- ▣ Manual Trolley Direction Band ... page 84
- ▣ Hand Winch ..... page 84
- ▣ Packing and Transportation Box ..... page 86

**Technical Data**

item no.		14603040	14603050
load capacity	kg	3,000	3,000
beam length	mm	4,000	5,000
beam support	mm	81 x 81	81 x 81
beam profile	mm	220 x 60	220 x 60*
beam housing		one side: sleeve 92 x 92 mm, 380 mm long; with connection for brace; other side: end piece	
clear width alu beam	mm	250	250
total weight	kg	420	478
aluminium beam	kg	2 x 39	2 x 68
lateral stand	kg	2 x 146	2 x 146
trolley	kg	17	17
horizontal adjuster	kg	23	23
beam mountings	kg	10	10


\* with larger profile thickness (inwards)

Please find an overview of this Aluminium Gantry Crane on page 47.






## Aluminium Gantry Cranes, movable under load, with double beam, load capacity 2,000 kg and 3,000 kg



with collapsible lateral stands  
incl. top-mounted park-brake trolley  
incl. integrated horizontal adjuster  
incl. beam mountings

By request our Aluminium Gantry Cranes are also available with the following variety of casters:

### fixed direction



- with 4 steel casters
- heavy-duty polyurethane lining
- with integrated caster and live ring brake
- with 4 x 90° fixed direction (please see symbol)
- 2 t: diameter of caster 200 mm, width of caster 50 mm
- 3 t: diameter of caster 300 mm, width of caster 60 mm

With this combination the Aluminium Gantry Crane can be exactly moved lengthways or laterally. By releasing the fixed direction the Crane can be moved freely. With the use of the brake system the Aluminium Gantry Crane can be secured positioned.  
[item-no. standard gantry-Ri](#)  
e.g. [item-no. 14502040-Ri](#)



## separable resp. pluggable Aluminium Double Beam



Picture: Aluminium Gantry Crane, stationary model, with single beam



### The item number consists of:

**New Aluminium Gantry Crane:** Item number of the standard crane (compare pages 46 to 53) **-10**

### Examples:

Aluminium Gantry Crane, movable under load, with double beam, medium, load capacity 2,000 kg

- ▣ with 'Standard' Aluminium Beam, beam length 4,000 mm: item no. 14502040
- ▣ with 'separable resp. pluggable' Aluminium Double Beam, beam length 4,000 mm: item no. 14502040-10

### The separable resp. pluggable Aluminium Beam!

This latest addition is a consequence of further development of our extensive assortment of Cranes and Accessories. Through our own aspirations in optimisation we now bring you – the separable resp. pluggable Aluminium Double Beam.

### An innovation for our customers

Through your wishes for speed, innovation and optimisation and further more high-end quality products we want to inspire you.

As we are able to offer our aluminium lateral stands with the alternative of being collapsible, we have now taken the longest and most cumbersome part in our delivery programme and enabled it to be separable resp. pluggable Aluminium Double Beam.

One of the two separated beam pieces can also be used as individual Aluminium Double Beam as well.

### Save even more space

- ▣ Purchase a complete Aluminium Gantry Crane including the separable resp. pluggable Aluminium Double Beam.
- ▣ Upgrade your already existing Aluminium Gantry Crane.

**This separable resp. pluggable Aluminium Double Beam is suitable for Aluminium Gantry Cranes detailed on pages 46 to 53.**