

Aluminium Gantry Cranes, movable under load, with double beam, load capacity 1,000 kg and 1,500 kg

Delivery contents:

2 pieces lateral stand, collapsible

with 2 height adjustable beam supports made of aluminium special profiles

- distance between holes: 50 mm

with 4 steel casters

- heavy-duty polyurethane lining
- with integrated caster and live ring brake
- diameter of caster 200 mm
- width of caster 50 mm

The lateral stands can be easily folded and can therefore space saving stored and transported.

1 set aluminium special profile beam

(1 set = 2 single beams)

1 piece top-mounted park-break trolley

Into the trolley e.g. the hoist (chain hoist) or appropriate lifting bands will be hooked.

The trolley can be moved smoothly on the aluminium beam and can be fixed in any position.

Due to the top-mounted trolley the maximum lift in relation to the total height can be used.

4 pieces bump stop

Collision protection for the trolley

1 piece integrated horizontal adjuster

By the use of the horizontal adjuster the usable length of the Aluminium Gantry Crane can be adjusted smoothly between the two lateral stands.

The running track width of the aluminium double beam is variable.

This is a definite added value as well as a higher flexibility for the user.

1 piece beam mountings

Both aluminium beams will be insert and fixed here.

Furthermore this component guarantee for the parallelism of the aluminium double beam.

The Aluminium Gantry Crane is equipped with a brace on both sides between the aluminium beam and the lateral stand.

This connection is due to more stability of the Aluminium Gantry Crane.

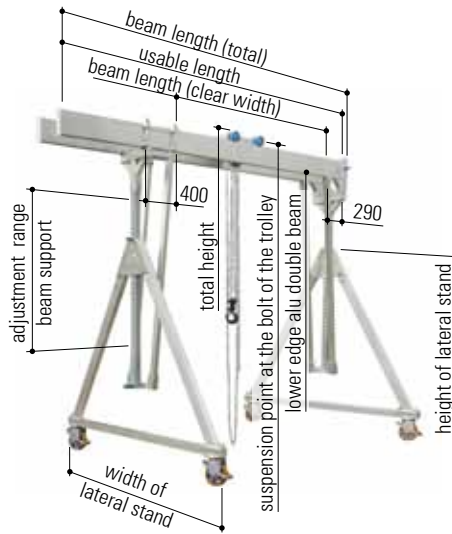
The Aluminium Gantry Crane System is a highly mobile, flexible, height and length adjustable, free standing construction.

The Aluminium Gantry Crane can be assembled and disassembled in a minimum of time with relatively few working steps.

There are no structural changes necessary (e.g. dowel fixture or the like).



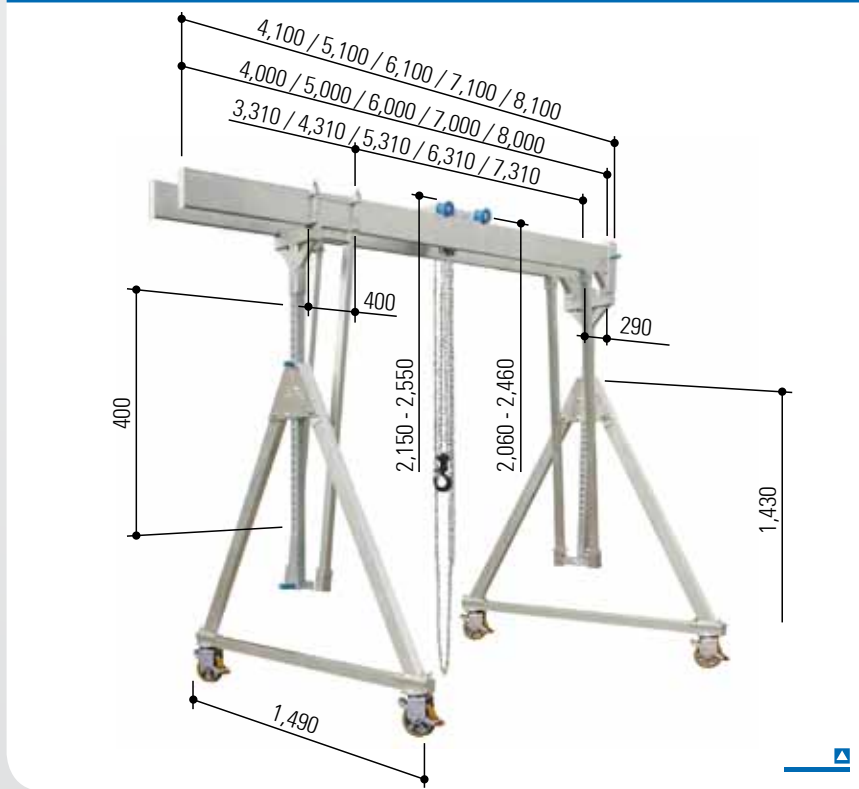
Aluminium Gantry Cranes, movable under load, with double beam, load capacity 1,000 kg and 1,500 kg



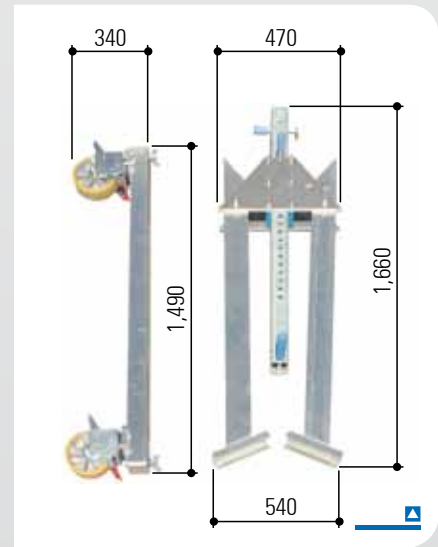
item no.	load capacity	beam length		suspension point at the bolt of the trolley		total height		lower edge alu double beam		adjustment range	lateral stand		weight
		clear width	total	min.	max.	min.	max.	min.	max.	beam support	width	height	
	kg	mm	mm	mm	mm	mm	mm	mm	mm	mm	mm	mm	kg
small Please find details for this Aluminum Gantry Crane on page 40.													
14401040	1,000	4,000	4,100	2,060	2,460	2,150	2,550	1,820	2,220	400	1,490	1,430	234
14401050	1,000	5,000	5,100	2,060	2,460	2,150	2,550	1,820	2,220	400	1,490	1,430	258
14401060	1,000	6,000	6,100	2,060	2,460	2,150	2,550	1,800	2,200	400	1,490	1,430	286
14401070	1,000	7,000	7,100	2,060	2,460	2,150	2,550	1,800	2,200	400	1,490	1,430	304
14401080	1,000	8,000	8,100	2,060	2,460	2,150	2,550	1,800	2,200	400	1,490	1,430	322
14401540	1,500	4,000	4,100	2,060	2,460	2,150	2,550	1,820	2,220	400	1,490	1,430	234
14401550	1,500	5,000	5,100	2,060	2,460	2,150	2,550	1,820	2,220	400	1,490	1,430	258
14401560	1,500	6,000	6,100	2,060	2,460	2,150	2,550	1,800	2,200	400	1,490	1,430	286
14401570	1,500	7,000	7,100	2,060	2,460	2,150	2,550	1,800	2,200	400	1,490	1,430	304
14401580	1,500	8,000	8,100	2,060	2,460	2,150	2,550	1,800	2,200	400	1,490	1,430	322
medium Please find details for this Aluminum Gantry Crane on page 41.													
14501040	1,000	4,000	4,100	2,500	3,350	2,590	3,440	2,260	3,110	850	2,000	1,870	260
14501050	1,000	5,000	5,100	2,500	3,350	2,590	3,440	2,260	3,110	850	2,000	1,870	284
14501060	1,000	6,000	6,100	2,500	3,350	2,590	3,440	2,240	3,090	850	2,000	1,870	312
14501070	1,000	7,000	7,100	2,500	3,350	2,590	3,440	2,240	3,090	850	2,000	1,870	330
14501080	1,000	8,000	8,100	2,500	3,350	2,590	3,440	2,240	3,090	850	2,000	1,870	348
14501540	1,500	4,000	4,100	2,500	3,350	2,590	3,440	2,260	3,110	850	2,000	1,870	260
14501550	1,500	5,000	5,100	2,500	3,350	2,590	3,440	2,260	3,110	850	2,000	1,870	284
14501560	1,500	6,000	6,100	2,500	3,350	2,590	3,440	2,240	3,090	850	2,000	1,870	312
14501570	1,500	7,000	7,100	2,500	3,350	2,590	3,440	2,240	3,090	850	2,000	1,870	330
14501580	1,500	8,000	8,100	2,500	3,350	2,590	3,440	2,240	3,090	850	2,000	1,870	348
high Please find details for this Aluminum Gantry Crane on page 42.													
14601040	1,000	4,000	4,100	2,830	4,130	2,920	4,220	2,590	3,890	1,300	2,320	2,130	278
14601050	1,000	5,000	5,100	2,830	4,130	2,920	4,220	2,590	3,890	1,300	2,320	2,130	302
14601060	1,000	6,000	6,100	2,830	4,130	2,920	4,220	2,570	3,870	1,300	2,320	2,130	330
14601070	1,000	7,000	7,100	2,830	4,130	2,920	4,220	2,570	3,870	1,300	2,320	2,130	348
14601080	1,000	8,000	8,100	2,830	4,130	2,920	4,220	2,570	3,870	1,300	2,320	2,130	366
14601540	1,500	4,000	4,100	2,830	4,130	2,920	4,220	2,590	3,890	1,300	2,320	2,130	278
14601550	1,500	5,000	5,100	2,830	4,130	2,920	4,220	2,590	3,890	1,300	2,320	2,130	302
14601560	1,500	6,000	6,100	2,830	4,130	2,920	4,220	2,570	3,870	1,300	2,320	2,130	330
14601570	1,500	7,000	7,100	2,830	4,130	2,920	4,220	2,570	3,870	1,300	2,320	2,130	348
14601580	1,500	8,000	8,100	2,830	4,130	2,920	4,220	2,570	3,870	1,300	2,320	2,130	366



Aluminium Gantry Cranes, movable under load with double beam, **small**



with collapsible lateral stands
incl. top-mounted park-brake trolley
incl. integrated horizontal adjuster
incl. beam mountings



Accessories

- ▣ Wall Bracketpage 78
- ▣ Crane Transporterpage 80
- ▣ Chain Hoistpage 81
- ▣ Electric Chain Hoistpage 82
- ▣ Cable System / Power Supplypage 83
- ▣ Manual Trolley Direction Band ...page 84
- ▣ Hand Winchpage 84
- ▣ Packing and Transportation
Boxpage 86

Alternatives

- ▣ casters with fixed directionpage 43
- ▣ solid rubber tyrespage 43
- ▣ separable resp. pluggable
Aluminium Double Beampage 44

Technical Data

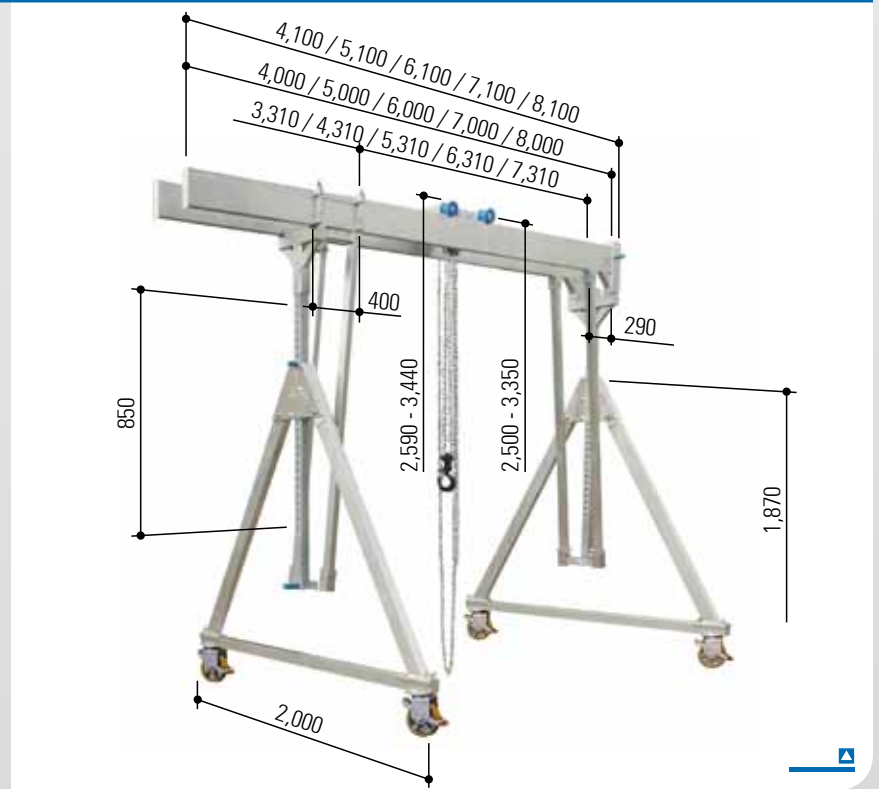
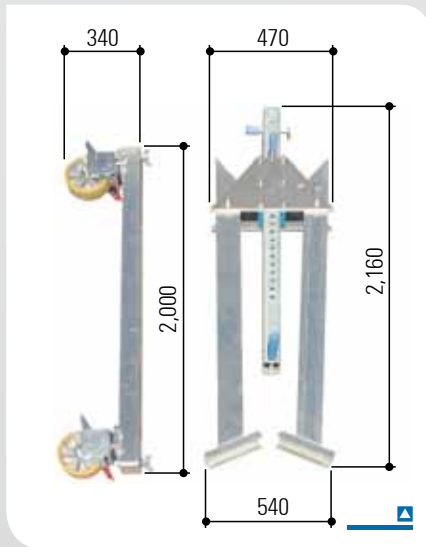
item no.		14401040	14401050	14401060	14401070	14401080	14401540	14401550	14401560	14401570	14401580
load capacity	kg	1,000	1,000	1,000	1,000	1,000	1,500	1,500	1,500	1,500	1,500
beam length	mm	4,000	5,000	6,000	7,000	8,000	4,000	5,000	6,000	7,000	8,000
beam support	mm	71 x 71	71 x 71	71 x 71	71 x 71	71 x 71	71 x 71	71 x 71	71 x 71	71 x 71	71 x 71
beam profile	mm	200 x 50	200 x 50	220 x 60	220 x 60	220 x 60	200 x 50	200 x 50	220 x 60	220 x 60	220 x 60
beam housing		one side: sleeve 92 x 92 mm, 380 mm long; with connection for brace; other side: end piece									
clear width alu beam	mm	260	260	250	250	250	260	260	250	250	250
total weight	kg	234	258	286	304	322	234	258	286	304	322
aluminium beam	kg	2 x 31	2 x 43	2 x 57	2 x 66	2 x 75	2 x 31	2 x 43	2 x 57	2 x 66	2 x 75
lateral stand	kg	2 x 63	2 x 63	2 x 63	2 x 63	2 x 63	2 x 63	2 x 63	2 x 63	2 x 63	2 x 63
trolley	kg	17	17	17	17	17	17	17	17	17	17
horizontal adjuster	kg	21	21	21	21	21	21	21	21	21	21
beam mountings	kg	8	8	8	8	8	8	8	8	8	8

Please find an overview of this Aluminium Gantry Crane on page 39.



Aluminium Gantry Cranes, movable under load with double beam, **medium**

with collapsible lateral stands
incl. top-mounted park-brake trolley
incl. integrated horizontal adjuster
incl. beam mountings



Alternatives

- ▣ casters with fixed direction page 43
- ▣ solid rubber tyres page 43
- ▣ separable resp. pluggable Aluminium Double Beam page 44

Accessories

- ▣ Wall Bracket page 78
- ▣ Crane Transporter page 80
- ▣ Chain Hoist page 81
- ▣ Electric Chain Hoist page 82
- ▣ Cable System / Power Supply ... page 83
- ▣ Manual Trolley Direction Band ... page 84
- ▣ Hand Winch page 84
- ▣ Packing and Transportation Box page 86

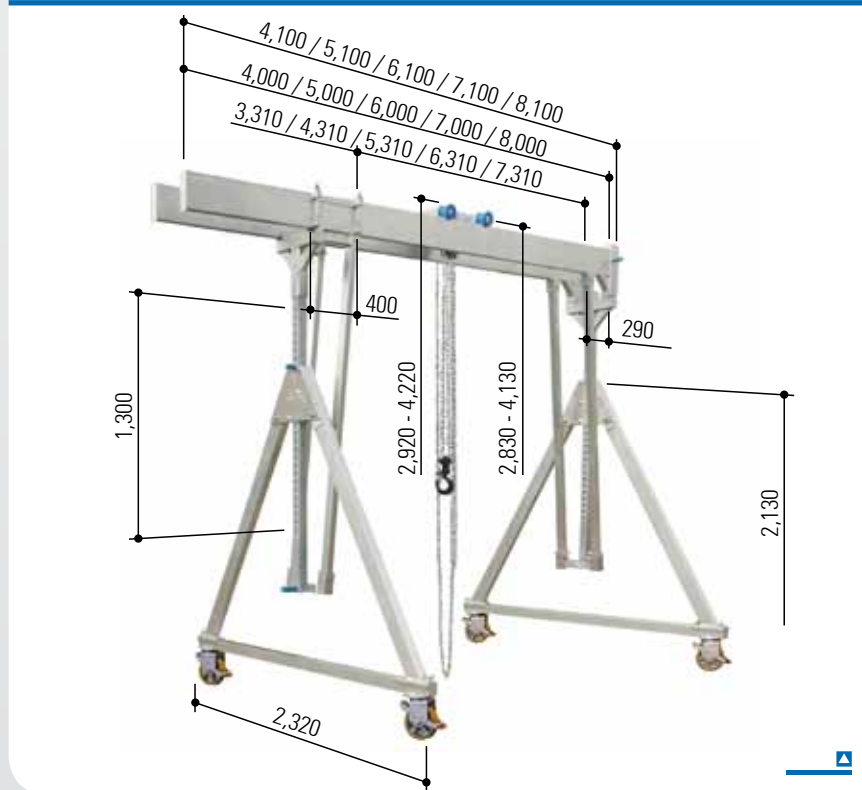
Technical Data

item no.		14501040	14501050	14501060	14501070	14501080	14501540	14501550	14501560	14501570	14501580
load capacity	kg	1.000	1.000	1.000	1.000	1.000	1.500	1.500	1.500	1.500	1.500
beam length	mm	4.000	5.000	6.000	7.000	8.000	4.000	5.000	6.000	7.000	8.000
beam support	mm	71 x 71	71 x 71	71 x 71	71 x 71	71 x 71	71 x 71	71 x 71	71 x 71	71 x 71	71 x 71
beam profile	mm	200 x 50	200 x 50	220 x 60	220 x 60	220 x 60	200 x 50	200 x 50	220 x 60	220 x 60	220 x 60
beam housing		one side: sleeve 92 x 92 mm, 380 mm long; with connection for brace; other side: end piece									
clear width alu beam	mm	260	260	250	250	250	260	260	250	250	250
total weight	kg	260	284	312	330	348	260	284	312	330	348
aluminium beam	kg	2 x 31	2 x 43	2 x 57	2 x 66	2 x 75	2 x 31	2 x 43	2 x 57	2 x 66	2 x 75
lateral stand	kg	2 x 76	2 x 76	2 x 76	2 x 76	2 x 76	2 x 76	2 x 76	2 x 76	2 x 76	2 x 76
trolley	kg	17	17	17	17	17	17	17	17	17	17
horizontal adjuster	kg	21	21	21	21	21	21	21	21	21	21
beam mountings	kg	8	8	8	8	8	8	8	8	8	8

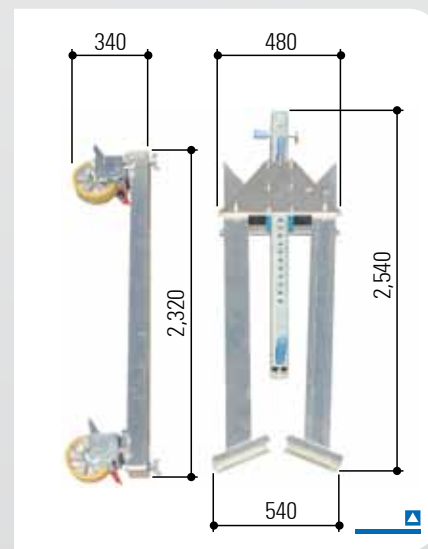
Please find an overview of this Aluminium Gantry Crane on page 39.



Aluminium Gantry Cranes, movable under load with double beam, high



with collapsible lateral stands
incl. top-mounted park-brake trolley
incl. integrated horizontal adjuster
incl. beam mountings



Accessories

- ▣ Wall Bracketpage 78
- ▣ Crane Transporterpage 80
- ▣ Chain Hoistpage 81
- ▣ Electric Chain Hoistpage 82
- ▣ Cable System / Power Supplypage 83
- ▣ Manual Trolley Direction Band ...page 84
- ▣ Hand Winchpage 84
- ▣ Packing and Transportation
Boxpage 86

Alternatives

- ▣ casters with fixed directionpage 43
- ▣ solid rubber tyrespage 43
- ▣ separable resp. pluggable
Aluminium Double Beampage 44

Technical Data


item no.		14601040	14601050	14601060	14601070	14601080	14601540	14601550	14601560	14601570	14601580
load capacity	kg	1.000	1.000	1.000	1.000	1.000	1.500	1.500	1.500	1.500	1.500
beam length	mm	4.000	5.000	6.000	7.000	8.000	4.000	5.000	6.000	7.000	8.000
beam support	mm	71 x 71	71 x 71	71 x 71	71 x 71	71 x 71	71 x 71	71 x 71	71 x 71	71 x 71	71 x 71
beam profile	mm	200 x 50	200 x 50	220 x 60	220 x 60	220 x 60	200 x 50	200 x 50	220 x 60	220 x 60	220 x 60
beam housing		one side: sleeve 92 x 92 mm, 380 mm long; with connection for brace; other side: end piece									
clear width alu beam	mm	260	260	250	250	250	260	260	250	250	250
total weight	kg	278	302	330	348	366	278	302	330	348	366
aluminium beam	kg	2 x 31	2 x 43	2 x 57	2 x 66	2 x 75	2 x 31	2 x 43	2 x 57	2 x 66	2 x 75
lateral stand	kg	2 x 85	2 x 85	2 x 85	2 x 85	2 x 85	2 x 85	2 x 85	2 x 85	2 x 85	2 x 85
trolley	kg	17	17	17	17	17	17	17	17	17	17
horizontal adjuster	kg	21	21	21	21	21	21	21	21	21	21
beam mountings	kg	8	8	8	8	8	8	8	8	8	8

Please find an overview of this Aluminium Gantry Crane on page 39.



Aluminium Gantry Cranes, movable under load with double beam, load capacity 1,000 kg and 1,500 kg

- with collapsible lateral stands
- incl. top-mounted park-brake trolley
- incl. integrated horizontal adjuster
- incl. beam mountings




By request our Aluminium Gantry Cranes are also available with the following variety of casters:

fixed direction

- with 4 steel casters
- heavy-duty polyurethane lining
- with integrated caster and live ring brake
- with 4 x 90° fixed direction (please see symbol)
- diameter of caster 200 mm
- width of caster 50 mm

With this combination the Aluminium Gantry Crane can be exactly moved lengthways or laterally. By releasing the fixed direction the Crane can be moved freely. With the use of the brake system the Aluminium Gantry Crane can be secured positioned.

item-no. standard gantry-Ri
e.g. item-no. 14501040-Ri



solid rubber tyres

- with 4 steel casters
- with heavy-duty tyres with super-elastic-solid rubber tyres (groove profile)
- 3-komponents-tyres
 - foot of tyre
 - steel wire core - embedded in a resistant rubber compound – guaranteed to fit tightly onto the rim
 - intermediate cushion ensures shock absorption and vibration damping, for favourable rolling resistance

- running surface the thick, abrasion-resistant running surface ensures a long durability
- with integrated caster and live ring brake
- diameter of caster 250 mm
- width of caster 85 mm

These tyres are available for Aluminium Gantry Crane with load capacity 1,000 kg.

item-no. standard gantry-PU
e.g. item-no. 14501040-PU





separable resp. pluggable Aluminium Double Beam



Picture: Aluminium Gantry Crane, stationary model, with single beam



The separable resp. pluggable Aluminium Beam!

This latest addition is a consequence of further development of our extensive assortment of Cranes and Accessories. Through our own aspirations in optimisation we now bring you – the separable resp. pluggable Aluminium Double Beam.

An innovation for our customers

Through your wishes for speed, innovation and optimisation and further more high-end quality products we want to inspire you.

As we are able to offer our aluminium lateral stands with the alternative of being collapsible, we have now taken the longest and most cumbersome part in our delivery programme and enabled it to be separable resp. pluggable Aluminium Double Beam.

One of the two separated beam pieces can also be used as individual Aluminium Double Beam as well.

Save even more space

- ▣ Purchase a complete Aluminium Gantry Crane including the separable resp. pluggable Aluminium Double Beam.
- ▣ Upgrade your already existing Aluminium Gantry Crane.

This separable resp. pluggable Aluminium Double Beam is suitable for Aluminium Gantry Cranes detailed on pages 38 to 42.

The Item number consists of:

New Aluminium Gantry Crane: Item number of the standard crane (compare pages 38 to 42) -**10**

Examples:

- Aluminium Gantry Crane, movable under load, with double beam, medium, load capacity 1,000 kg
- ▣ with 'Standard' Aluminium Beam, beam length 4,000 mm: item no. 14501040
- ▣ with 'separable resp. pluggable' Aluminium Double Beam, beam length 4,000 mm: item no. 14501040-10